CONCEPT DEVELOPMENT CATALOGUE

Small splash play. Big possibilities.

OEM / ODM manufacturing and export discussions | India-focused programme



CONCEPT VISUALISATION | UNDER DEVELOPMENT | NOT FOR CONSTRUCTION

01 / PROGRAMME

From idea to a considered brief

A development catalogue for discussions with project teams and potential manufacturing partners.

AG Active Play

AG Active Play develops play and active-environment concepts and coordinates project enquiries. This booklet presents proposed small splash-play directions for an India-focused OEM/ODM programme.

Capability status

Factory ownership, production location, supplier appointment, export capacity and in-house processes are not confirmed by this booklet. Each project requires a qualified manufacturing partner and written scope.

Commercial application

Schools, resorts, residential communities and public destinations may use these ideas to frame a water-play enquiry. Supply, suitability and availability remain subject to review.

What this document is

A concept and preliminary engineering brief. It is not a product certificate, quotation, technical submittal, installation instruction or manufacturing release.

02 / COLLECTION

Twelve ideas for water play

All model names and sequence numbers are design directions. Final AG product codes are pending reconciliation.

01 Spray Stalk
Concept / approval pending

02 Water Arch
Concept / approval pending

03 Ground Jet
Concept / approval pending

04 Flower Spray
Concept / approval pending

05 Leaf Cascade
Concept / approval pending

06 Mist Ring
Concept / approval pending

07 Fan Spray
Concept / approval pending

08 Water Tunnel
Concept / approval pending

09 Turn-and-Spray Toy
Concept / approval pending

10 Water Cannon
Concept / approval pending

11 Hand-Pump Water Table
Concept / approval pending

12 Compact Spray Island
Concept / approval pending

03 / STATUS AND SCOPE

Read before specifying

The visuals and diagrams express intent only; they do not establish safe geometry, hydraulic performance or manufacture.

Concept identification

Numbers 01-12 identify this booklet only. The earlier AG-WP labels in the visual are provisional and are not approved SKUs.

Drawing status

Schematics on model pages are not dimensioned technical drawings. All dimensions, tolerances, anchorage and clearances remain TBC.

Product status

Every model is proposed and untested. Materials, sourcing, supplier, origin, price, production capability and delivery time are unverified.

Approval path

Engineer review, hazard assessment, applicable standards, qualified supplier evidence and client/authority approval precede fabrication or installation.

04 / MODEL 01

Spray Stalk

A curved stem with a compact shower crown.

SCHEMATIC ONLY · NOT TO SCALE



WIDTH / HEIGHT / CONNECTION: TBC

STATUS	Proposed concept; technical approval pending.
DESIGN ROUTE	Bent tube; fabricated base; replaceable sourced spray head.
PROCESS	Tube bending, TIG welding and controlled surface finishing.
CONCEPT BOM	Tube, base plate, spray head, connection, fasteners and seal.
INTERFACES	Connection, flow, pressure, foundations and installation: TBC.
QA FOCUS	Crown retention, tip edges, structural fixing and spray reach.
PACKAGING	Protection, box/crate and shipment marks: determine by order.
RELEASE	No approved dimensions, grades, tests or production schedule.

04 / MODEL 02

Water Arch

A walk-through arch with inward-directed jets.

SCHEMATIC ONLY · NOT TO SCALE

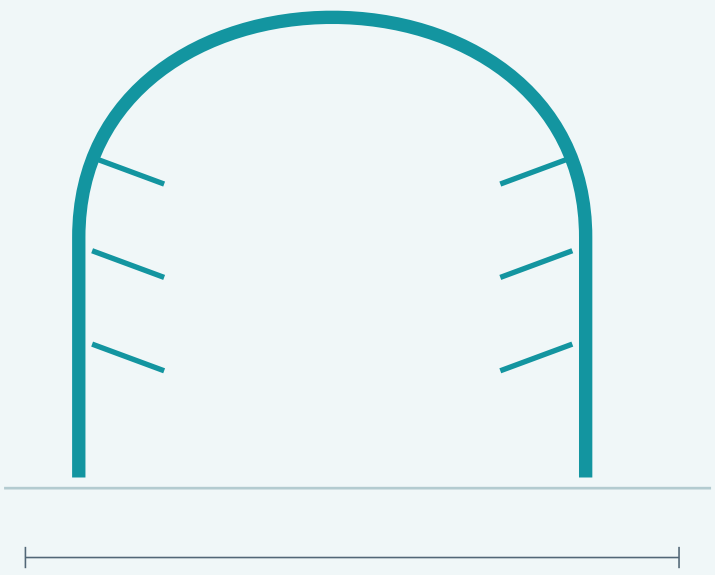

WIDTH / HEIGHT / CONNECTION: TBC

STATUS	Proposed concept; technical approval pending.
DESIGN ROUTE	Bent tube with drilled or welded nozzle ports and two base interfaces.
PROCESS	Bend jig, welding fixture, leak-test setup and passivation process.
CONCEPT BOM	Arch tube, port fittings, jets, bases, connections and fasteners.
INTERFACES	Connection, flow, pressure, foundations and installation: TBC.
QA FOCUS	Anchors, clearances, nozzle direction and accessible access.
PACKAGING	Protection, box/crate and shipment marks: determine by order.
RELEASE	No approved dimensions, grades, tests or production schedule.

04 / MODEL 03

Ground Jet

A flush-mounted ground spray unit with a removable insert.

SCHEMATIC ONLY · NOT TO SCALE

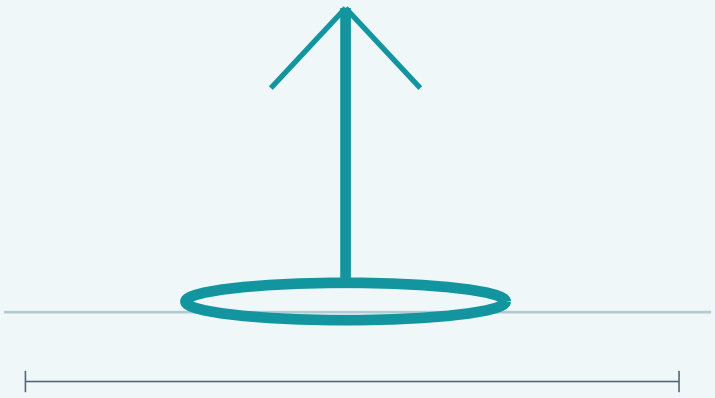

WIDTH / HEIGHT / CONNECTION: TBC

STATUS	Proposed concept; technical approval pending.
DESIGN ROUTE	Machined housing or qualified sourced nozzle in a flush mounting body.
PROCESS	Turning, machining, fabrication and wet-area finishing.
CONCEPT BOM	Housing, jet insert, cover, seal, supply fitting and fasteners.
INTERFACES	Connection, flow, pressure, foundations and installation: TBC.
QA FOCUS	Slip, trip, drainage, insert retention and service access.
PACKAGING	Protection, box/crate and shipment marks: determine by order.
RELEASE	No approved dimensions, grades, tests or production schedule.

04 / MODEL 04

Flower Spray

A sculptural stem with a flower-inspired water head.

SCHEMATIC ONLY · NOT TO SCALE



WIDTH / HEIGHT / CONNECTION: TBC

STATUS	Proposed concept; technical approval pending.
DESIGN ROUTE	Fabricated tube stem with formed or polymer head, subject to design.
PROCESS	Tube forming, fabrication and outsourced head moulding if selected.
CONCEPT BOM	Stem, head, nozzle, mounting plate, seals and fittings.
INTERFACES	Connection, flow, pressure, foundations and installation: TBC.
QA FOCUS	Head attachment, edge safety, openings and colour durability.
PACKAGING	Protection, box/crate and shipment marks: determine by order.
RELEASE	No approved dimensions, grades, tests or production schedule.

04 / MODEL 05

Leaf Cascade

An angled leaf form producing a cascading water effect.

SCHEMATIC ONLY · NOT TO SCALE



WIDTH / HEIGHT / CONNECTION: TBC

STATUS	Proposed concept; technical approval pending.
DESIGN ROUTE	Fabricated stalk with formed sheet or moulded leaf and distributor.
PROCESS	Tube forming, sheet forming or composite moulding and finishing.
CONCEPT BOM	Stalk, leaf, distributor, fittings, base and fasteners.
INTERFACES	Connection, flow, pressure, foundations and installation: TBC.
QA FOCUS	Drainability, attachment, water distribution and edge detail.
PACKAGING	Protection, box/crate and shipment marks: determine by order.
RELEASE	No approved dimensions, grades, tests or production schedule.

04 / MODEL 06

Mist Ring

A small ring with replaceable mist nozzles.

SCHEMATIC ONLY · NOT TO SCALE

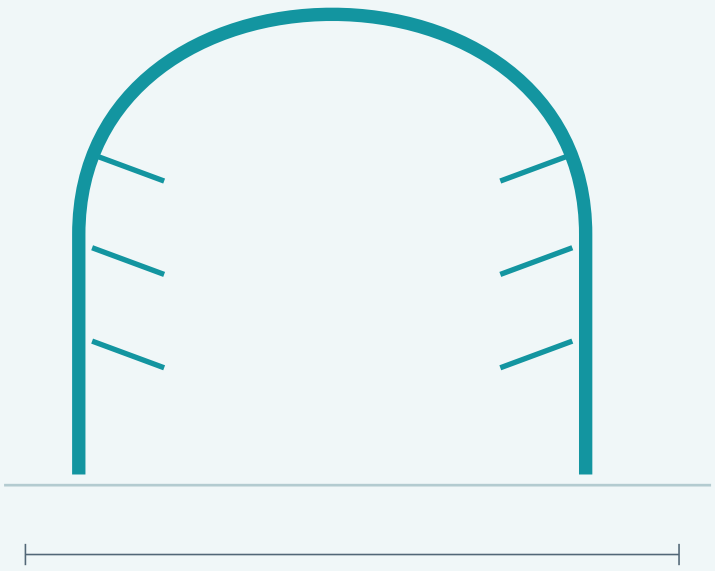

WIDTH / HEIGHT / CONNECTION: TBC

STATUS	Proposed concept; technical approval pending.
DESIGN ROUTE	Bent tube loop and sourced mist nozzles; feasibility under review.
PROCESS	Tube bending, drilling, welding and connection machining.
CONCEPT BOM	Ring, stem, nozzles, filtration, fittings and support base.
INTERFACES	Connection, flow, pressure, foundations and installation: TBC.
QA FOCUS	Water treatment, aerosol exposure and local public-health review.
PACKAGING	Protection, box/crate and shipment marks: determine by order.
RELEASE	No approved dimensions, grades, tests or production schedule.

04 / MODEL 07

Fan Spray

A post-mounted feature creating a controlled fan spray.

SCHEMATIC ONLY · NOT TO SCALE



STATUS	Proposed concept; technical approval pending.
DESIGN ROUTE	Fabricated post with sourced fan nozzle and protective detailing.
PROCESS	Tube cutting, welding, finishing and nozzle installation.
CONCEPT BOM	Post, fan nozzle, fitting, base plate and fasteners.
INTERFACES	Connection, flow, pressure, foundations and installation: TBC.
QA FOCUS	Jet pressure, spray reach, direction and service access.
PACKAGING	Protection, box/crate and shipment marks: determine by order.
RELEASE	No approved dimensions, grades, tests or production schedule.

04 / MODEL 08

Water Tunnel

A sequence of modular arches forming a spray tunnel.

SCHEMATIC ONLY · NOT TO SCALE

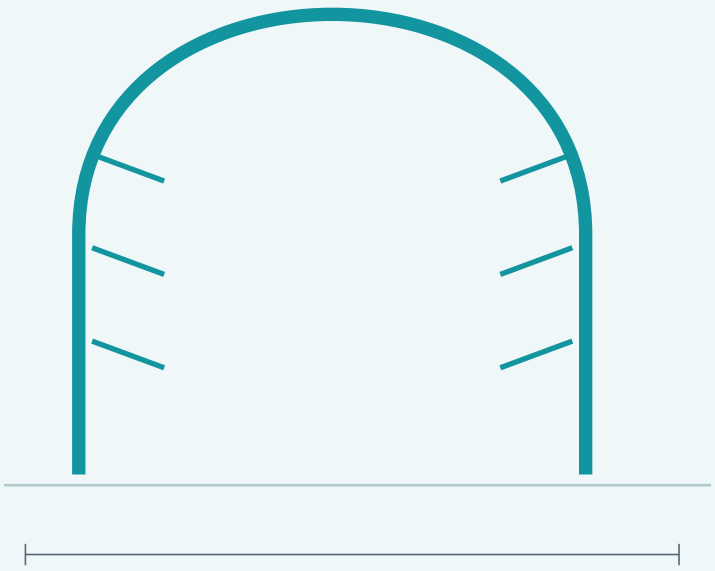

WIDTH / HEIGHT / CONNECTION: TBC

STATUS	Proposed concept; technical approval pending.
DESIGN ROUTE	Repeated bent tube modules with a coordinated manifold.
PROCESS	Repeatable bending jig, welding, finishing and modular assembly.
CONCEPT BOM	Arches, jets, supply manifold, bases, fittings and anchors.
INTERFACES	Connection, flow, pressure, foundations and installation: TBC.
QA FOCUS	Structural interfaces, access routes and hydraulic balancing.
PACKAGING	Protection, box/crate and shipment marks: determine by order.
RELEASE	No approved dimensions, grades, tests or production schedule.

04 / MODEL 09

Turn-and-Spray Toy

An interactive spray feature with limited rotation.

SCHEMATIC ONLY · NOT TO SCALE

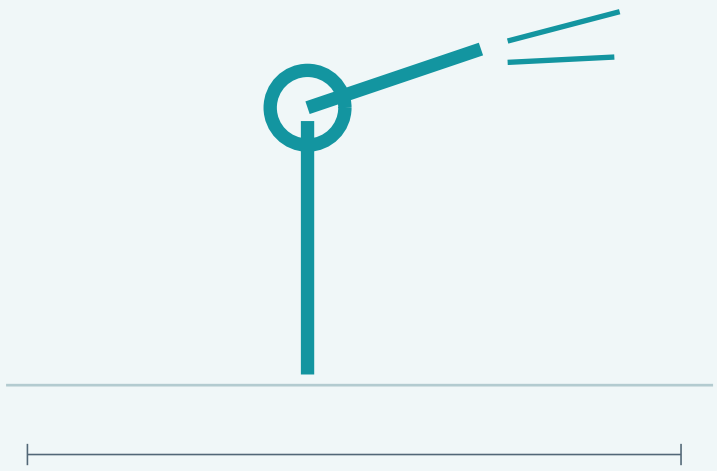

STATUS	Proposed concept; technical approval pending.
DESIGN ROUTE	Fabricated pedestal with sourced swivel and nozzle assembly.
PROCESS	Fabrication, machined interfaces and swivel component assembly.
CONCEPT BOM	Pedestal, swivel, stops, nozzle, grips, seals and fixings.
INTERFACES	Connection, flow, pressure, foundations and installation: TBC.
QA FOCUS	Pinch points, rotation limits, durability and jet direction.
PACKAGING	Protection, box/crate and shipment marks: determine by order.
RELEASE	No approved dimensions, grades, tests or production schedule.

04 / MODEL 10

Water Cannon

A low pedestal with an adjustable water stream.

SCHEMATIC ONLY · NOT TO SCALE

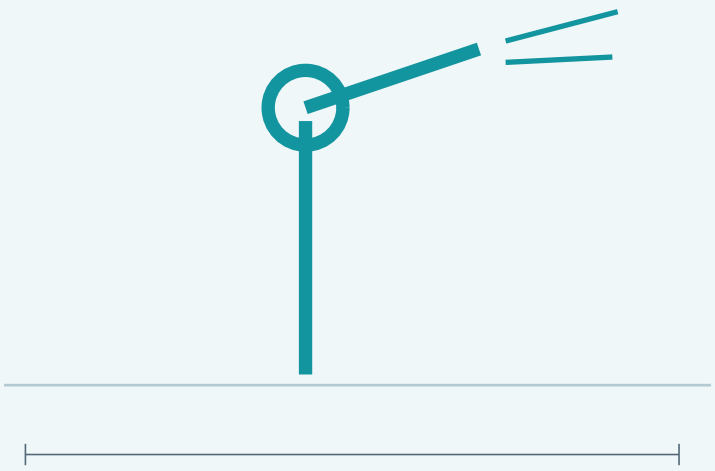

WIDTH / HEIGHT / CONNECTION: TBC

STATUS	Proposed concept; technical approval pending.
DESIGN ROUTE	Fabricated support with a sourced pivot, valve and nozzle.
PROCESS	Fabrication, pivot machining, assembly and pressure testing.
CONCEPT BOM	Pedestal, barrel, pivot, nozzle, valve, stops and fasteners.
INTERFACES	Connection, flow, pressure, foundations and installation: TBC.
QA FOCUS	Force and spray exposure, pinch points, aiming and fail-safe stops.
PACKAGING	Protection, box/crate and shipment marks: determine by order.
RELEASE	No approved dimensions, grades, tests or production schedule.

04 / MODEL 11

Hand-Pump Water Table

A manual pump and discovery table for tactile water play.

SCHEMATIC ONLY · NOT TO SCALE

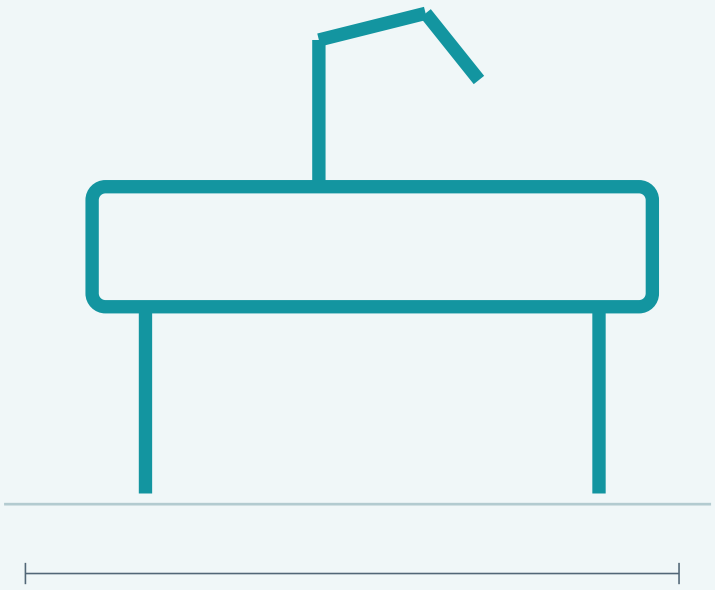

STATUS	Proposed concept; technical approval pending.
DESIGN ROUTE	Fabricated trough with sourced hand pump and drain assembly.
PROCESS	Sheet forming, welding or moulding, edge finishing and assembly.
CONCEPT BOM	Table, pump, basin, drain, fittings, seals and support frame.
INTERFACES	Connection, flow, pressure, foundations and installation: TBC.
QA FOCUS	Water hygiene, drainage, pump loading and accessible approach.
PACKAGING	Protection, box/crate and shipment marks: determine by order.
RELEASE	No approved dimensions, grades, tests or production schedule.

04 / MODEL 12

Compact Spray Island

A coordinated group of small spray features.

SCHEMATIC ONLY · NOT TO SCALE

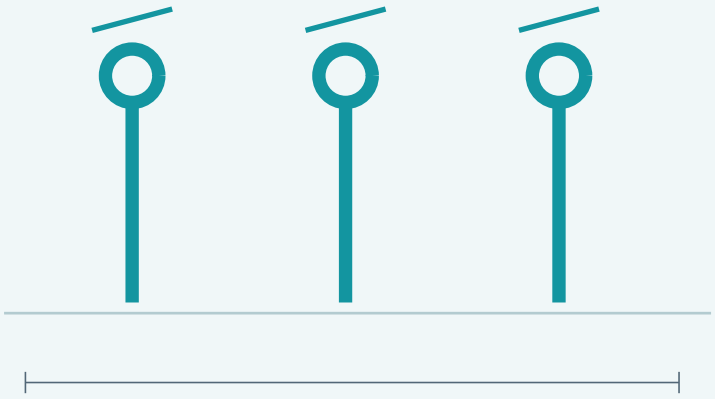

WIDTH / HEIGHT / CONNECTION: TBC

STATUS	Proposed concept; technical approval pending.
DESIGN ROUTE	Modular combination with shared plumbing and controls.
PROCESS	Multi-supplier fabrication, manifold assembly and system integration.
CONCEPT BOM	Features, manifold, valves, controls, fittings and anchors.
INTERFACES	Connection, flow, pressure, foundations and installation: TBC.
QA FOCUS	System water demand, controls, isolation and maintenance access.
PACKAGING	Protection, box/crate and shipment marks: determine by order.
RELEASE	No approved dimensions, grades, tests or production schedule.

05 / MANUFACTURING

A proposed production route

Feasibility is indicative and does not verify an available facility or supplier.

FAMILY	ROUTE	TOOLING / EQUIPMENT	EXTERNAL COMPONENTS
Stainless spray posts	Tube forming, welding, finishing	Bender, fixtures, TIG, leak test	Head/nozzles and fittings
Ground jets	Turning or qualified bought-in assembly	Lathe, gauges, wet-area finishing	Nozzle insert and seal
Flower / leaf heads	Formed sheet or polymer moulding	Forming dies or moulds; finishing	Moulded heads and spray inserts
Arches / tunnels	Repeat bending, welding and assembly	Bend tooling, jigs, test manifold	Jets and control components
Interactive features	Fabricated support plus moving assembly	Machining, fixtures and endurance rig	Swivels, valves, bearings, stops
Modular spray island	System design and multi-supplier assembly	Assembly space, pressure/flow test	Controls, valves and treatment package

Lead time: obtain supplier quotation after design release, tooling review and component availability.

06 / MATERIALS

Selecting stainless steel

Grade selection is an engineering decision, not a sales assumption.

304 / 304L

Candidate for suitable assessed environments; verify water chemistry, temperature and atmospheric exposure.

316 / 316L

Candidate where corrosion exposure warrants additional resistance; it is not universally suitable for all pool or marine conditions.

Critical warning

Stress corrosion cracking can affect susceptible stainless steels in certain pool atmospheres. Obtain specialist review for safety-critical structural components.

Evidence

Request traceable material certificates, weld filler records, cleaning, passivation and inspection procedures.

07 / MATERIALS

Polymers, composites and finishes

All contact and environmental requirements require supplier evidence.

HDPE and polymers

Confirm grade, UV stabilisation, impact properties, colourfastness, water-contact suitability and chemical compatibility.

FRP / GRP

Review resin system, fibre reinforcement, edge sealing, surface finish, repair procedure and laminate inspection.

Powder coatings

Assess substrate preparation, coating system, cure, adhesion and exposure; define repair procedures and avoid assuming all coatings suit immersion.

Fasteners and isolation

Select fasteners and isolate dissimilar metals where needed. Confirm grade, corrosion exposure and galvanic compatibility.

08 / MATERIALS

Water-contact components

Use verified supplier data for the selected water system.

Nozzles and fittings

Obtain pressure/flow curves, thread or flange details, filtration requirements, replacement method and material data.

Seals and gaskets

Select elastomers against disinfectants, temperature and exposure using manufacturer compatibility data.

Valves and controls

Confirm rated duty, accessible isolation, fail-safe behaviour, service clearances and electrical protection.

Documentation

Keep component data sheets, batch traceability, certificates where applicable and an approved spare-parts schedule.

09 / WATER ENGINEERING

Flow, pressure and water quality

A qualified aquatic engineer must design the water system for the site.

Hydraulic design

Calculate simultaneous demand, pressure losses, pump operating point and distribution; use real component curves.

Treatment

Identify water source, treatment type, turnover and hygiene regime. Confirm relevant health rules and recirculation approach.

Mist and aerosols

Review aerosol exposure and local health guidance; do not select mist nozzles until risk controls and treatment are established.

Testing

Agree documented pressure, leakage and flow test methods and acceptance limits for each released design.

10 / INSTALLATION

Interfaces and foundations

The feature is one component within a site-specific system.

Civil interface

Engineer foundations, anchors, drainage, surfacing falls, waterproofing and underground service access for the actual site.

Mechanical interface

Confirm connection type, size, isolation, filtration, accessibility and future removal. No connection size is approved here.

Electrical interface

Where controls or pumps are used, apply local electrical and aquatic safety requirements through qualified designers.

Handover

Provide approved installation drawings, operation and maintenance instructions, commissioning and inspection records.

11 / SAFETY

Risk assessment and approvals

Safety is a design, installation and operating responsibility.

Applicable standards

Review current local requirements and BS EN 17232 / EN 17232 where applicable to public water-play features and spray parks.

Hazard review

Assess entrapment, protrusions, sharp edges, pinch points, structural failure, slips, water quality and supervision.

Independent evidence

Agree required independent laboratory testing, inspection and local authority approvals for the market and project.

No certification claim

No product in this booklet has been demonstrated to comply with any standard or received authority approval.

12 / QUALITY ASSURANCE

Hold points before dispatch

The eventual quality plan should be agreed with the selected manufacturer.

Incoming materials

Check identity, grade certificates, batch traceability, dimensions and purchased-component data.

Fabrication

Review drawings, fit-up, weld procedure and inspection records; verify edge finish, cleaning and protection.

Assembly and wet tests

Record dimensional checks, correct components, integrity, flow, leaks and operating function against approved limits.

Release

Close non-conformances, record batch ID and inspection sign-off, protect surfaces, and issue approved dispatch documents.

13 / DOCUMENTS

A controlled technical package

Create project-specific records at a controlled revision.

Design inputs

Application, design risk assessment, water chemistry, site survey, loads, performance and acceptance criteria.

Manufacturing

Approved drawings, detailed BOM, material certificates, weld procedures, inspection plans and supplier qualifications.

Test and compliance

Hydraulic results, structural review, water-contact evidence, laboratory reports and applicable authority approvals.

Aftercare

Installation and commissioning instructions, maintenance schedule, spare parts and traceable batch records.

14 / OEM & ODM

A gated development workflow

Each decision depends on confirmed customer requirements and a qualified partner.

1 Brief

Agree use, destination, expected quantities, programme, design ownership and commercial terms.

2 Design

Produce original concept, risk assessment, engineering drawing, BOM and initial manufacturing plan.

3 Prototype

Select qualified suppliers, build a controlled prototype and complete the agreed inspection and testing.

4 Release

Resolve findings, approve documents and pilot sample, then agree production and inspection arrangements.

15 / PACKAGING

Protect the product and its records

Final packaging must match dimensions, weight, transport method and destination.

Surface protection

Separate contact surfaces, protect edges and finishes; avoid trapped moisture and incompatible wrapping.

Component control

Bag labelled fixings and small parts, protect nozzles and fittings, and include a packing list.

Crates and pallets

Engineer lifting, stacking and restraint for the actual consignment; comply with destination packaging rules where applicable.

Marking

Use order, package, gross weight, centre of gravity and handling labels only after actual data is verified.

16 / EXPORT PLANNING

Prepare a country-specific enquiry

Commercial and regulatory requirements differ by destination.

Order brief

Destination and site, quantities, required dates, project stage and preferred commercial delivery term.

Technical review

Applicable safety rules, water quality, material selection, local approvals and installation responsibilities.

Logistics

Confirm port or final address, packaging, freight mode, insurance, customs classification and Incoterms with the parties.

Status

Production origin, export capability, delivery time, pricing and any certificates require supplier confirmation.

17 / CAPABILITY REGISTER

Evidence before capability claims

The India manufacturing programme is under development.

Facility and ownership

PENDING: site identity, address, ownership or partner status, factory audit and scope of authorisation.

Equipment and workforce

PENDING: verified equipment list, capacities, operator competence, calibration and maintenance records.

Processes and supply chain

PENDING: actual fabrication, coating, moulding, test and subcontractor capabilities by facility.

Quality and compliance

PENDING: quality-system evidence, traceability, applicable certification and product test reports.

18 / APPROVAL REGISTER

Open technical and safety gates

All entries remain pending unless documented evidence is reviewed and accepted.

Materials / welds

Material certificates; welding procedure and personnel qualification where applicable; weld inspection records.

Corrosion and hydraulics

Environment-specific grade selection, surface treatment, pressure/leak and flow test records.

Water and safety

Treatment compatibility, hazard assessment, independent testing and applicable current standards.

Local and traceability

Authority approvals, installation acceptance, batch identification, final inspection and documented handover.

19 / PROJECT BRIEF

Information to send with an RFQ

Share available information; missing details can be developed during review.

Project

Location and destination country, project type, concept stage, intended users and opening programme.

Design

Desired features, quantity, available plan or CAD drawing, area, accessibility and design preferences.

Utilities

Water source, treatment concept, drainage, power supply, operating regime and water chemistry where known.

Commercial

Quantity, supply/installation scope, preferred delivery basis, timetable and contact person.

20 / EVIDENCE AND CONTACT

References & next steps

Public references describe scope and guidance; they do not certify these AG concepts.

Water-play safety

BSI: BS EN 17232:2020 scope and status - standardsdevelopment.bsigroup.com/projects/2017-03794

Stainless selection

Nickel Institute: Safe Use of Stainless Steel in Swimming Pool Environments - nickelinstitute.org/media/2880/safe_use_swimmingpools_en.pdf

Enquiries

India: www.agactiveplay.in/rfq | Global: www.agactiveplays.com | Email: info@agactiveplay.com

Document control

AG WATER PLAY OEM/ODM BOOKLET R02. Concept visualisations and schematic drawings. No manufacturing or compliance approval is implied.